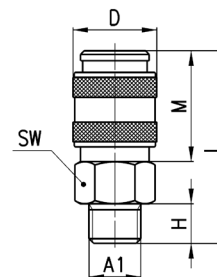


Raccordi Mod. 5051 Serie Mini e Mod. 5081 Standard Europeo

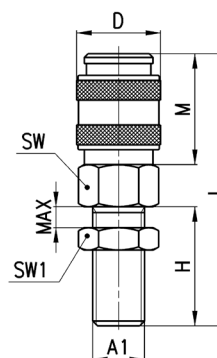
Giunto Maschio Cilindrico



DIMENSIONI								
Mod.	A1	Ø	D	H	L	M	SW	Peso (g)
5051 1/8	G1/8	5	17	6	35	20,5	14	28
5051 1/4	G1/4	5	17	8	37	20,5	17	37
5081 1/4	G1/4	7	25	8	47,5	34,5	22	93
5081 3/8	G3/8	7	25	9	48,5	34,5	22	92
5081 1/2	G1/2	7	25	10	49,5	34,5	24	107


Raccordi Mod. 5052 Serie Mini e Mod. 5082 Standard Europeo

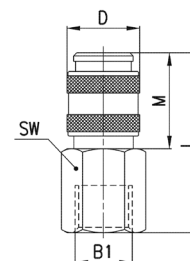
Giunto Maschio Passaparete Cilindrico



DIMENSIONI										
Mod.	A1	Ø	D	H	L	M	max	SW	SW1	Peso (g)
5052 1/8	G1/8	5	17	23	52	20,5	12	14	14	38
5052 1/4	G1/4	5	17	24	53	20,5	12	17	17	52
5082 1/4	G1/4	7	25	24	63,5	34,5	12	22	17	103


Raccordi Mod. 5053 Serie Mini e Mod. 5083 Standard Europeo

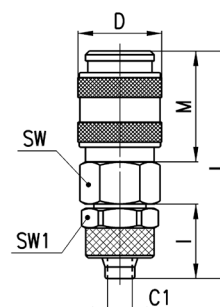
Giunto Femmina Cilindrico



DIMENSIONI							
Mod.	B1	Ø	D	L	M	SW	Peso (g)
5053 1/8	G1/8	5	17	37,5	20,5	14	33
5053 1/4	G1/4	5	17	39,5	20,5	17	44
5083 1/4	G1/4	7	25	47,5	34,5	17	88
5083 3/8	G3/8	7	25	49	34,5	20	93
5083 1/2	G1/2	7	25	53	34,5	24	103


Raccordi Mod. 5054 Serie Mini e Mod. 5084 Standard Europeo

Giunto a Calzamento



DIMENSIONI										
Mod.	Tubo	Ø	C1	D	I	L	M	SW	SW1	Peso (g)
5054 6/4	6/4	5	3	17	15	44	20,5	14	12	36
5054 8/6	8/6	5	5	17	15	44	20,5	14	14	38
5084 8/6	8/6	7	5	25	15	54,5	34,5	22	14	99
5084 10/8	10/8	7	6,5	25	16,5	56	34,5	22	16	103

